

Placement Rates

2025

This report contains placement rates for the DO & DONW 2025 graduating class as of July 2025. Placement rates are presented by specialty type, location, and program.

DO/DONW 2025

College of Osteopathic Medicine of the Pacific (All Campuses)

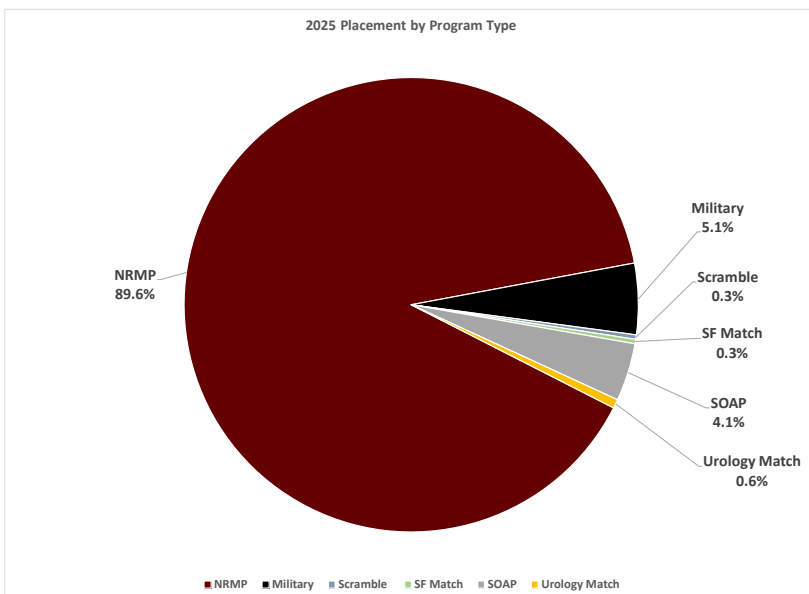
Placement Rates (2021 to 2025)

Class	Total Graduates	Placement Rate
DO/DONW Class of 2025	316	100.0%
DO/DONW Class of 2024	312	99.3%
DO/DONW Class of 2023	320	98.4%
DO/DONW Class of 2022	324	99.1%
DO/DONW Class of 2021	316	97.8%

Class of 2025 Placement Rates

The DO/DONW class of 2025 is composed of 316 students, none of whom deferred their placement to the 2026. The chart below details the placement rate for the 316 DO/DONW 2025 students who participated in the 2025 cycle by program/placement type.

Program	2025
NRMP	283
Military	16
SF Match	1
Scramble	1
SOAP	13
Urology Match	2
Total Placed:	316
Placement Rate:	100.0%



Placement by Specialty

316 seniors participated in match services in the 2025 season, and 316 students placed to residency. The chart below provides a breakdown of the placement by specialty based on the Postgraduate Year One (PGY-1) program. Students matched into the Transitional Years programs have already secured positions in Postgraduate Year Two (PGY-2) residencies.

Specialty	Total Placed	% of Total
Anesthesiology	17	5.4%
Child Neurology	2	0.6%
Emergency Medicine	36	11.4%
Family Medicine	76	24.0%
Internal Medicine	85	26.9%
Medicine-Primary	1	0.3%
Neurology	8	2.5%
Obstetrics-Gynecology	9	2.8%
Ophthalmology	1	0.3%
Orthopedic Surgery	3	0.9%
Pathology – Anatomic and Clinical	5	1.6%
Pediatrics	24	7.6%
Pediatrics/Emergency Medicine	1	0.3%
Phys Medicine & Rehab	2	0.6%
Psychiatry	22	6.9%
Radiology-Diagnostic	2	0.6%
Surgery – General	5	1.6%
Surgery – Preliminary	1	0.3%
Transitional Year	14	4.7%
Urology	2	0.6%
	Total:	316
	Total Primary Care*:	186
	Primary Care %:	58.9%

**Based on HRSA definition of primary care specialties.*

Placement by Location/Program

Location/Program	Total	% of Total
Arizona	6	1.9%
Creighton University Affiliated Hospital	1	0.3%
El Rio Health	1	0.3%
HonorHealth	2	0.6%
University of Arizona COM-Phoenix	1	0.3%
University of Arizona COM-South Campus	1	0.3%
California	185	58.5%
Adventist Health White Memorial	1	0.3%
Alameda Health Sys-Highland Hospital	2	0.6%
AltaMed Health Services	1	0.3%
Arrowhead Regional Medical Center	8	2.5%
California Hospital Medical Center	1	0.3%
Cedar-Sinai Medical Center	1	0.3%
Charles R Drew University	4	1.3%
Childrens Hospital – Oakland	2	0.6%
College Medical Center	1	0.3%
Community Mem Health Systems	5	1.6%
David Grant Medical Center at Travis Air Force Base	1	0.3%
Desert Regional Medical Center	3	0.9%
Dignity Health Northridge Hosp Med Ctr	1	0.3%
Eisenhower Medical Center	2	0.6%
Emanate Health	1	0.3%
Family Health Center of San Diego	1	0.3%
Harbor-UCLA Medical Center	5	1.6%
John Muir Health	2	0.6%
Kaiser Permanente-Fontana	6	1.9%
Kaiser Permanente-Los Angeles	6	1.9%
Kaiser Permanente-Napa/Solano	1	0.3%
Kaiser Permanente-Oakland	1	0.3%
Kaiser Permanente-Orange County	1	0.3%
Kaiser Permanente-Riverside	1	0.3%
Kaiser Permanente-Sacramento Valley	1	0.3%
Kaiser Permanente-San Diego	1	0.3%
Kaiser Permanente-Santa Rosa	1	0.3%
Kaweah Delta Health Care District	5	1.6%
Kern Medical Center	3	0.9%
KPC Health Hemet Valley Medical Center	2	0.6%
Loma Linda University-Murrieta	1	0.3%
Loma Linda University	10	3.2%
Los Robles Health System	3	0.9%
Marian Regional Medical Center	3	0.9%
Mercy Medical Center-Redding	1	0.3%

Mission Community Hospital	3	0.9%
Naval Medical Center San Diego	5	1.6%
Oroville Hospital	1	0.3%
PIH Health Hospital Downey	1	0.3%
Presby Intercommunity Hospital	2	0.6%
Providence St. Mary Medical Center	1	0.3%
Riverside Community Hospital	5	1.6%
Riverside University Health System	16	5.0%
San Antonio Regional Hospital	3	0.9%
Santa Clara Valley Medical Center	1	0.3%
Scripps Clinic/Green Hospital	4	1.3%
Scripps Mercy Hospital-San Diego	1	0.3%
Sierra View Medical Center	1	0.3%
St Agnes Medical Center	1	0.3%
St Joseph's Medical Center	4	1.3%
St Mary Medical Center-Long Beach	2	0.6%
Sutter Health	4	1.3%
SW Healthcare Medical Education Consortium	8	2.5%
University of Southern California	8	2.5%
UC Davis Medical Center	3	0.9%
UC Irvine Medical Center	8	2.5%
UC Riverside SOM	5	1.6%
UC San Diego Medical Center	4	1.3%
UC San Francisco-Fresno	3	0.9%
UCSF Health-St. Mary's Hospital	2	0.6%
Colorado	3	0.9%
Common Spirit Health Mountain Region	1	0.3%
St Joseph Hospital SCL Health	2	0.6%
Connecticut	2	0.6%
Nuvance Health Consortium - Danbury	1	0.3%
U Connecticut School of Medicine	1	0.3%
Florida	2	0.6%
U Central FL/HCA Healthcare GME	1	0.3%
U Miami/Jackson Health System	1	0.3%
Georgia	2	0.6%
Eisenhower Army Medical Center	1	0.3%
Emory University SOM	1	0.3%
Hawaii	3	0.9%
Hilo Medical Center	1	0.3%
Tripler Army Medical Center	2	0.6%
Illinois	3	0.9%
Advocate Health Care	1	0.3%
Ascension St Joseph	1	0.3%
Rush University Medical Center	1	0.3%
Iowa	1	0.3%

Mercy Medical Center – Des Moines	1	0.3%
Massachusetts	3	0.9%
Lahey Clinic	1	0.3%
UMass Chan - Baystate	2	0.6%
Maryland	4	1.3%
MedStar Franklin Square Medical Center	1	1.3%
U Maryland Medical Center	1	0.3%
Walter Reed Medical Center	2	0.6%
Michigan	8	2.5%
Corewell Health-Grand Rapids/MSU	1	0.3%
Corewell Health	1	0.3%
Detroit Medical Center/WSU	1	0.3%
Henry Ford Genesys Hospital	1	0.3%
Henry Ford Macomb Hospital	1	0.3%
Western Michigan University Stryker SOM	3	0.9%
Montana	2	0.6%
University of Montana	2	0.6%
Nevada	6	1.9%
Dignity St Rose Dominican Hospital	1	0.3%
Sunrise Health GME Consortium	1	0.3%
University Nevada Reno SOM	1	0.3%
Valley Health System	2	0.6%
Valley Hospital Medical Center	1	0.3%
New Jersey	1	0.3%
CMSRU/Cooper University Hospital	1	0.3%
New Mexico	6	1.9%
University of New Mexico SOM	6	1.9%
New York	2	0.6%
ISMMS Mount Sinai Morningside	1	0.3%
ISMMS NYC Health+Hospital	1	0.3%
North Carolina	2	0.6%
Atrium Health Cabarrus	1	0.3%
Novant Health New Handover Regional Medical Center	1	0.3%
Ohio	6	1.9%
Akron General Medical Center/NEOMED	1	0.3%
The MetroHealth System/Case Western	1	0.3%
University of Cincinnati Medical Center	2	0.6%
University of Toledo	1	0.3%
Wright Patterson AFVB	1	0.3%
Oklahoma	2	0.6%
Oklahoma State University Center for Health Sciences	1	0.3%
OMEKO	1	0.3%
Oregon	25	7.9%
Legacy Emanuel/Good Samaritan	7	2.2%
Oregon Health & Science Univ	12	3.8%

Providence Health	3	0.9%
Roseburg Family Medicine	1	0.3%
Samaritan Health Services-Corvallis	2	0.6%
Pennsylvania	13	4.1%
Crozer-Chester Medical Center	1	0.3%
Geisinger Health System	1	0.3%
Hospital of the University of Pennsylvania	1	0.3%
JHME-Jefferson Einstein Montgomery	1	0.3%
Penn Highlands Healthcare	1	0.3%
Penn State Hershey Medical Center	3	0.9%
St Lukes Hospital	2	0.6%
Suburban Community Hospital	1	0.3%
Temple University Hospital	1	0.3%
Tower Health/Phoenixville Hospital	1	0.3%
Rhode Island	2	0.6%
Brown University/Kent Hospital	2	0.6%
Texas	7	2.2%
Baylor College of Medicine	1	0.3%
Baylor S&W All Saints Medical Center	1	0.3%
Baylor University Medical Center-Dallas	1	0.3%
Brooke Army Medical Center	1	0.3%
Project Vida Health Center	1	0.3%
South Texas Health System GME Consortium	1	0.3%
U Texas Medical School – Houston	1	0.3%
Utah	3	0.9%
McKay-Dee Hospital Center	1	0.3%
University of Utah Health	2	0.6%
Vermont	1	0.3%
University of Vermont Medical Center	1	0.3%
Virginia	2	0.6%
EVMS Old Dominion University	1	0.3%
National Capital Consortium (Fort Belvoir Community Hospital)	1	0.3%
Washington	14	4.4%
Community Health Care	1	0.3%
Elson S Floyd COM WSU	2	0.6%
Kaiser Permanente Washington	1	0.3%
Madigan Army Medical Center	2	0.6%
MultiCare Health System	2	0.6%
PeaceHealth Southwest Medical Center	1	0.3%
Puyallup Tribal Health Authority	1	0.3%
University of Washington Affiliated Hospital	1	0.3%
Virginia Mason Franciscan Health	3	0.9%
Grand Total	316	100.0%

College of Osteopathic Medicine of the Pacific (Pomona Campus)

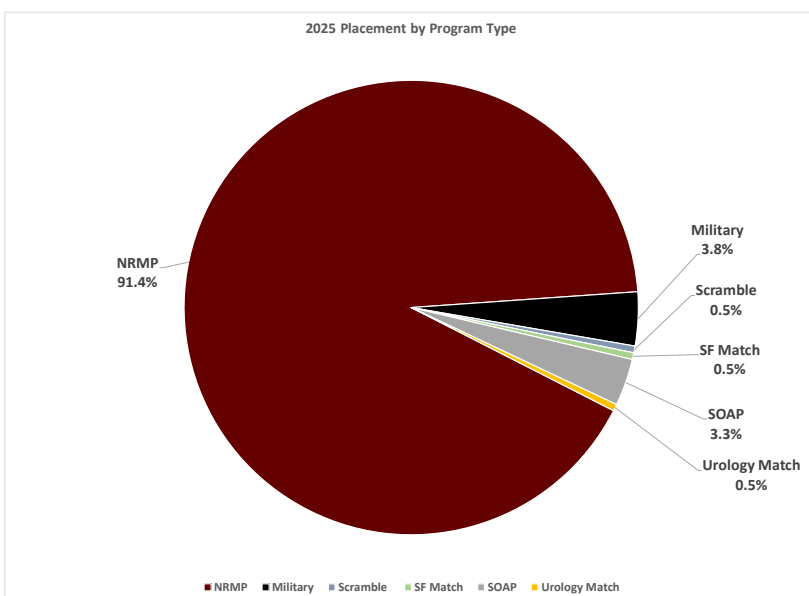
Placement Rates (2021 to 2025)

Class	Total Graduates	Placement Rate
DO Class of 2025	209	100.0%
DO Class of 2024	209	99.5%
DO Class of 2023	229	98.3%
DO Class of 2022	221	99.1%
DO Class of 2021	213	97.7%

Class of 2025 Placement Rates

The DO class of 2025 is composed of 209 students, none of whom deferred their placement to the 2026 cycle. The chart below details the placement rate for the 209 students who participated in the 2025 cycle by program/placement type.

Program	2025
NRMP	191
Military	8
Scramble	1
SF Match	1
SOAP	7
Urology Match	1
Total Placed:	209
Placement Rate:	100.0%



Placement by Specialty

Specialty	Total Placed	% of Total
Anesthesiology	14	6.7%
Child Neurology	2	1.0%
Emergency Medicine	24	11.5%
Family Medicine	52	24.9%
Internal Medicine	58	27.8%
Medicine-Primary	1	0.5%
Neurology	6	2.9%
Obstetrics-Gynecology	4	1.9%
Ophthalmology	1	0.5%
Orthopedic Surgery	2	1.0%
Pathology – Anatomic and Clinical	2	1.0%
Pediatrics	12	5.7%
Phys Medicine & Rehab	2	1.0%
Psychiatry	12	5.7%
Radiology-Diagnostic	2	1.0%
Surgery-General	2	1.0%
Surgery-Preliminary	1	0.5%
Transitional Year	11	5.3%
Urology	1	0.5%
	Total:	209
		100.0%
	Total Primary Care*:	122
	Primary Care %:	58.4%

**Based on HRSA definition of primary care specialties.*

Placement by Location/Program

Location/Program	Total	% of Total
Arizona	3	1.4%
Creighton University	1	0.5%
HonorHealth	2	1.0%
California	165	78.9%
Adventist Health White Memorial	1	0.5%
Alameda Health Sys-Highland Hosp	2	1.0%
AltaMed Health Services	1	0.5%
Arrowhead Regional Medical Center	8	3.8%
California Hospital Medical Center	1	0.5%
Cedars-Sinai Medical Center	1	0.5%
Charles R Drew University	4	1.9%
Childrens Hospital-Oakland	1	0.5%
College Medical Center	1	0.5%
Community Memorial Health Sys	5	2.4%
Desert Regional Medical Center	2	1.0%
Dignity Northridge Hospital Medical Center	1	0.5%
Eisenhower Medical Center	1	0.5%
Emanate Health	1	0.5%
Family Health Center of San Diego	1	0.5%
Harbor-UCLA Medical Center	5	2.4%
John Muir Health	2	1.0%
Kaiser Permanente-Fontana	6	2.9%
Kaiser Permanente-Los Angeles	6	2.9%
Kaiser Permanente-Napa/Solano	1	0.5%
Kaiser Permanente-Oakland	1	0.5%
Kaiser Permanente-Orange County	1	0.5%
Kaiser Permanente-Riverside	1	0.5%
Kaiser Permanente-Sacramento Valley	1	0.5%
Kaweah Delta Health Care District	4	1.9%
Kern Medical Center	3	1.4%
KPC Health Hemet Valley Medical Center	2	1.0%
Loma Linda University Medical Center-Murrieta	1	0.5%
Loma Linda University	6	2.9%
Los Robles Health System	3	1.4%
Marian Regional Medical Center	2	1.0%
Mercy Medical Center-Redding	1	0.5%
Mission Community Hospital	2	1.0%
Naval Medical Center	4	1.9%
Oroville Hospital	1	0.5%
PIH Health Hospital Downey	1	0.5%
Presby Intercommunity Hospital	2	1.0%

Providence St. Mary Medical Center	1	0.5%
Riverside Community Hospital	4	1.9%
Riverside University Health System	16	7.7%
San Antonio Regional Hospital	3	1.4%
Scripps Clinic/Green Hospital	4	1.9%
Scripps Mercy Hospital-San Diego	1	0.5%
Sierra View Medical Center	1	0.5%
St Agnes Medical Center	1	0.5%
St Josephs Medical Center	3	1.5%
St Mary Medical Center-Long Beach	2	1.0%
Sutter Health	3	1.4%
SW Healthcare Med Ed Consortium	8	3.8%
University of Southern California	8	3.8%
UC Davis Medical Center	2	1.0%
UC Irvine Medical Center	7	3.3%
UC Riverside SOM	5	2.4%
UC San Diego Medical Center	3	1.4%
UC San Francisco-Fresno	3	1.4%
UCSF Health-St. Mary's Hospital	2	1.0%
Colorado	1	0.5%
St Joseph Hospital SCL Health	1	0.5%
Connecticut	1	0.5%
University of Connecticut School of Medicine	1	0.5%
Florida	1	0.5%
University of Miami/Jackson Health System	1	0.5%
Georgia	1	0.5%
Emory University SOM	1	0.5%
Illinois	1	0.5%
Ascension St Joseph	1	0.5%
Massachusetts	1	0.5%
Lahey Clinic	1	0.5%
Maryland	2	1.0%
Walter Reed Medical Center	2	1.0%
Michigan	3	1.4%
Corewell Health-Grand Rapids/MSU	1	0.5%
Corewell Health	1	0.5%
Detroit Medical Center/WSU	1	0.5%
Nevada	6	2.9%
Dignity St Rose Dominican Hospital	1	0.5%
Sunrise Health GME Consortium	1	0.5%
University of Nevada Reno SOM	1	0.5%
Valley Health System	2	1.0%
Valley Hosp Medical Center	1	0.5%
New Jersey	1	0.5%
CMSRU/Cooper University Hospital	1	0.5%
New Mexico	1	0.5%

University of New Mexico SOM	1	0.5%
New York	1	0.5%
ISMMS Mount Sinai Morningside-West	1	0.5%
North Carolina	1	0.5%
Novant Health New Hanover Regional Medical Center	1	0.5%
Ohio	1	0.5%
The MetroHealth System/Case Western	1	0.5%
Oregon	5	2.4%
Legacy Emanuel/Good Samaritan	2	1.0%
Oregon Health & Science University	3	1.4%
Pennsylvania	6	2.9%
Geisinger Health System	1	0.5%
Hospital of the University of Pennsylvania	1	0.5%
Penn Highlands Healthcare	1	0.5%
Penn State Hershey Medical Center	1	0.5%
Suburban Community Hospital	1	0.5%
Temple University Hospital	1	0.5%
Texas	3	1.4%
Baylor College of Medicine-Houston	1	0.5%
Baylor University Medical Center-Dallas	1	0.5%
University of Texas Medical School-Houston	1	0.5%
Utah	2	1.0%
McKay-Dee Hospital Center	1	0.5%
University of Utah Health	1	0.5%
Virginia	1	0.5%
National Capital Consortium (Fort Belvoir Community Hospital)	1	0.5%
Washington	3	1.4%
Kaiser Permanente Washington	1	0.5%
Madigan Army Medical Center	1	0.5%
Virginia Mason Franciscan Health	1	0.5%
Grand Total	209	100.0%

College of Osteopathic Medicine of the Pacific (Lebanon Campus)

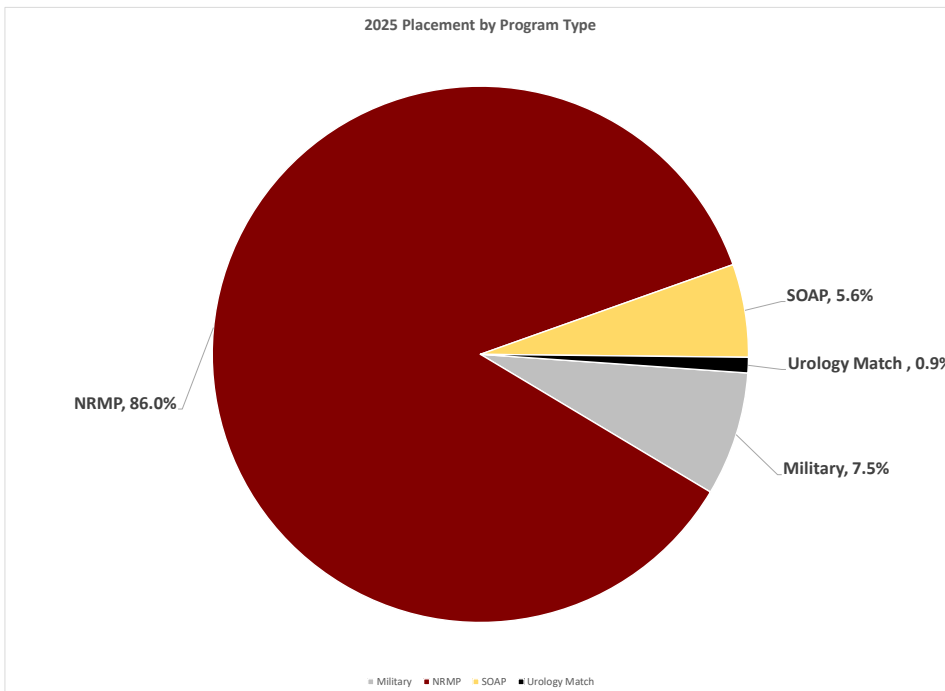
Placement Rates (2021 to 2025)

Class	Total Graduates	Placement Rate
DONW Class of 2025	107	100.0%
DONW Class of 2024	103	99.0%
DONW Class of 2023	91	98.9%
DONW Class of 2022	103	99.0%
DONW Class of 2021	103	98.1%

Class of 2025 Placement Rates

The DONW class of 2025 is composed of 107 students. The chart below details the placement rate for the students who participated in the 2025 cycle by program/placement type.

Program	2025
NRMP	92
Military	8
SOAP	6
Urology Match	1
Total Placed:	102
Placement Rate:	100.0%



Placement by Specialty

Specialty	Total Placed	% of Total
Anesthesiology	3	2.8%
Emergency Medicine	12	11.2%
Family Medicine	24	22.4%
Internal Medicine	27	25.2%
Neurology	2	1.9%
Obstetrics-Gynecology	5	4.7%
Orthopedic Surgery	1	0.9%
Pathology-Anatomic and Clinical	3	2.8%
Pediatrics	12	11.2%
Pediatrics/Emergency Medicine	1	0.9%
Psychiatry	10	9.3%
Surgery-General	3	2.8%
Transitional Year	3	2.8%
Urology	1	0.9%
Total:	107	100.0%
Total Primary Care*:	63	
Primary Care %:	58.9%	

**Based on HRSA definition of primary care specialties.*

Placement by Location/Program

Location/Program	Total	% of Total
Arizona	3	2.8%
El Rio Health	1	0.9%
University of Arizona COM-Phoenix	1	0.9%
University of Arizona COM-South Campus	1	0.9%
California	21	19.6%
Childrens Hospital-Oakland	1	0.9%
David Grant Medical Center, Travis AFB, UC Davis	1	0.9%
Desert Regional Medical Center	1	0.9%
Eisenhower Medical Center	1	0.9%
Kaiser Permanente-San Diego	1	0.9%
Kaiser Permanente-Santa Rosa	1	0.9%
Kaweah Delta Health Care District	1	0.9%
Loma Linda University	4	3.7%
Marian Regional Medical Center	1	0.9%
Mission Community Hospital	1	0.9%
Naval Medical Center	1	0.9%
Riverside Community Hospital	1	0.9%
Santa Clara Valley Medical Center	1	0.9%
St Joseph Medical Center	1	0.9%
Sutter Health	1	0.9%
UC Davis Medical Center	1	0.9%
UC Irvine Medical Center	1	0.9%
UC San Diego Medical Center	1	0.9%
Colorado	2	1.9%
Common Spirit Health Mountain Region	1	0.9%
St Joseph Hospital SCL Health	1	0.9%
Connecticut	1	0.9%
Nuvance Health Consortium	1	0.9%
Florida	1	0.9%
University of Central Florida/HCA Healthcare GME	1	0.9%
Georgia	1	0.9%
Eisenhower Army Medical Center	1	0.9%
Hawaii	3	2.8%
Hilo Medical Center	1	0.9%
Tripler Army Medical Center	2	1.9%
Illinois	2	1.9%
Advocate Health Care	1	0.9%
Rush University Medical Center	1	0.9%
Iowa	1	0.9%
Mercy Medical Center-Des Moines	1	0.9%
Massachusetts	2	1.9%
UMass Chan-Baystate	2	1.9%

Maryland	2	1.9%
MedStar Franklin Square Medical Center	1	0.9%
University of Maryland Medical Center	1	0.9%
Michigan	5	4.7%
Henry Ford Genesys Hospital	1	0.9%
Henry Ford Macomb Hospital	1	0.9%
Western Michigan University Stryker SOM	3	2.8%
Montana	2	1.9%
University of Montana	2	1.9%
New Mexico	5	4.7%
University of New Mexico SOM	5	4.7%
New York	1	0.9%
ISMMS NYC Health+Hospitals/Queens	1	0.9%
North Carolina	1	0.9%
Atrium Health Cabarrus	1	0.9%
Ohio	5	4.7%
Akron General Medical Center	1	0.9%
U Cincinnati Medical Center	2	1.9%
University of Toledo	1	0.9%
Wright Patterson AFVB	1	0.9%
Oklahoma	2	1.9%
Oklahoma State University Center for Health Sciences	1	0.9%
OMEKO	1	0.9%
Oregon	20	18.7%
Legacy Emanuel/Good Samaritan	5	4.7%
Oregon Health & Science University	9	8.4%
Providence Health	3	2.8%
Roseburg Family Medicine	1	0.9%
Samaritan Health Services-Corvallis	2	1.9%
Pennsylvania	7	6.5%
Crozer-Chester Medical Center	1	0.9%
JHME-Jefferson Einstein Montgomery	1	0.9%
Penn State Hershey Medical Center	2	1.9%
St Lukes Hospital-Anderson	2	1.9%
Tower Health/Phoenixville Hospital	1	0.9%
Rhode Island	2	1.9%
Brown University/Kent Hospital	2	1.9%
Texas	4	3.7%
Baylor S&W-Baylor COM Temple	1	0.9%
Brooke Army Medical Center	1	0.9%
Project Vida Health Center	1	0.9%
South Texas Health System GME Consortium	1	0.9%
Utah	1	0.9%
University of Utah Health	1	0.9%
Virginia	1	0.9%
EVMS Old Dominion University	1	0.9%

Vermont	1	0.9%
University of Vermont Medical Center	1	0.9%
Washington	11	10.3%
Community Health Care	1	0.9%
Elson S Floyd COM WSU	2	1.9%
Madigan Army Medical Center	1	0.9%
MultiCare Health System	2	1.9%
PeaceHealth Southwest Medical Center	1	0.9%
Puyallup Tribal Health Authority	1	0.9%
U Washington Affiliate Hospital	1	0.9%
Virginia Mason Franciscan Health	2	1.9%
Grand Total	107	100.0%